



Tel: 01205 354800

# Riviera Roofs Limited

Unit 17, Haven Business Park, Slippy Gowt Lane  
Boston, Lincs. PE21 7AA

K2 Roof  Eurocell Roof   
 ORDER  QUOTE

Fax quote to:-  
**01205 354891**

Print name ..... Tel .....  
 Company name ..... Fax .....  
 Reference .....  
 Today's date .....  
 Date reqd .....

**PLEASE SHOW AN ACCURATE ROOF PLAN INCLUDING ROOF BAR SPACINGS IF CRITICAL. PLEASE SHOW HOUSE WALL AND HOW THE ROOF IS SITUATED AGAINST IT. IF LEAN-TO TYPE, IS IT AGAINST BACK WALL ONLY OR INTO A CORNER SITUATION?**

**Box Gutter Adapters req.**

Left Side

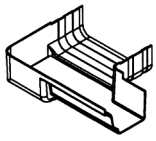
Right Side

**NOTE: SHOW OUTLET POSITION • SHOW ALL BAY ANGLES • ALL DIMENSIONS TO BE INTERNAL FRAME**

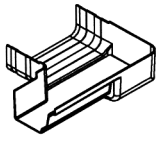
<p><b>COLOUR</b></p> <table border="0" style="width: 100%;"> <tr> <td></td> <td>EXT</td> <td>INT</td> <td>ALUMINIUM OPT</td> </tr> <tr> <td>White</td> <td><input type="checkbox"/></td> <td><input type="checkbox"/></td> <td>HIPS ONLY <input type="checkbox"/></td> </tr> <tr> <td>Golden Oak</td> <td><input type="checkbox"/></td> <td><input type="checkbox"/></td> <td>WHOLE ROOF <input type="checkbox"/></td> </tr> <tr> <td>Rosewood</td> <td><input type="checkbox"/></td> <td><input type="checkbox"/></td> <td><input type="checkbox"/></td> </tr> <tr> <td>White</td> <td><input type="checkbox"/></td> <td><input type="checkbox"/></td> <td></td> </tr> </table>		EXT	INT	ALUMINIUM OPT	White	<input type="checkbox"/>	<input type="checkbox"/>	HIPS ONLY <input type="checkbox"/>	Golden Oak	<input type="checkbox"/>	<input type="checkbox"/>	WHOLE ROOF <input type="checkbox"/>	Rosewood	<input type="checkbox"/>	<input type="checkbox"/>	<input type="checkbox"/>	White	<input type="checkbox"/>	<input type="checkbox"/>		<p><b>ROOF HEIGHT</b></p> <p>Height restriction (mm) <input style="width: 60px;" type="text"/></p> <p>Actual height (mm) <input style="width: 60px;" type="text"/></p> <p>25° ED/VIC/GABLE <input style="width: 60px;" type="text"/></p> <p>5° Lean-to <input style="width: 60px;" type="text"/></p> <p>Actual roof pitch (°) <input style="width: 60px;" type="text"/></p>	<p><b>FRAME DETAILS</b></p> <p>Height FFL (mm) <input style="width: 60px;" type="text"/></p> <p><b>Frame Depth</b></p> <p>60 <input style="width: 60px;" type="text"/></p> <p>70 <input style="width: 60px;" type="text"/></p> <p>Other <input style="width: 60px;" type="text"/></p>				
	EXT	INT	ALUMINIUM OPT																							
White	<input type="checkbox"/>	<input type="checkbox"/>	HIPS ONLY <input type="checkbox"/>																							
Golden Oak	<input type="checkbox"/>	<input type="checkbox"/>	WHOLE ROOF <input type="checkbox"/>																							
Rosewood	<input type="checkbox"/>	<input type="checkbox"/>	<input type="checkbox"/>																							
White	<input type="checkbox"/>	<input type="checkbox"/>																								
<p><b>POLYCARBONATE OPTIONS</b></p> <table border="0" style="width: 100%;"> <tr> <td><b>Size</b></td> <td></td> <td><b>Colour</b></td> <td></td> </tr> <tr> <td>25mm</td> <td><input type="checkbox"/></td> <td>Clear</td> <td><input type="checkbox"/></td> </tr> <tr> <td>32mm/35mm</td> <td><input type="checkbox"/></td> <td>Bronze</td> <td><input type="checkbox"/></td> </tr> <tr> <td><b>Foil Inserts</b></td> <td></td> <td>Opal</td> <td><input type="checkbox"/></td> </tr> <tr> <td>Poly colour</td> <td><input type="checkbox"/></td> <td>Bronze Opal</td> <td><input type="checkbox"/></td> </tr> <tr> <td>Insert colour</td> <td><input type="checkbox"/></td> <td>Heatshield</td> <td><input type="checkbox"/></td> </tr> </table>	<b>Size</b>		<b>Colour</b>		25mm	<input type="checkbox"/>	Clear	<input type="checkbox"/>	32mm/35mm	<input type="checkbox"/>	Bronze	<input type="checkbox"/>	<b>Foil Inserts</b>		Opal	<input type="checkbox"/>	Poly colour	<input type="checkbox"/>	Bronze Opal	<input type="checkbox"/>	Insert colour	<input type="checkbox"/>	Heatshield	<input type="checkbox"/>	<p><b>GLASS OPTIONS</b></p> <p>Pilks Activ Blue <input style="width: 60px;" type="checkbox"/></p> <p>Pilks Activ Clear <input style="width: 60px;" type="checkbox"/></p> <p>Celsius One <input style="width: 60px;" type="checkbox"/></p> <p>Celsius Elite <input style="width: 60px;" type="checkbox"/></p> <p>Bronze anti-sun <input style="width: 60px;" type="checkbox"/></p> <p>Unglazed <input style="width: 60px;" type="checkbox"/></p>	<p><b>ROOF VENTS</b></p> <p>Manual roof vent <input style="width: 60px;" type="checkbox"/></p> <p>Gold coloured winder <input style="width: 60px;" type="checkbox"/></p> <p>Chrome coloured winder <input style="width: 60px;" type="checkbox"/></p> <p>Electric vent <input style="width: 60px;" type="checkbox"/></p> <p>Rocker switch <input style="width: 60px;" type="checkbox"/></p> <p>Auto-vent controller <input style="width: 60px;" type="checkbox"/></p>
<b>Size</b>		<b>Colour</b>																								
25mm	<input type="checkbox"/>	Clear	<input type="checkbox"/>																							
32mm/35mm	<input type="checkbox"/>	Bronze	<input type="checkbox"/>																							
<b>Foil Inserts</b>		Opal	<input type="checkbox"/>																							
Poly colour	<input type="checkbox"/>	Bronze Opal	<input type="checkbox"/>																							
Insert colour	<input type="checkbox"/>	Heatshield	<input type="checkbox"/>																							

**See Overleaf for Box Gutter Options**

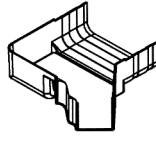
# Eurocell box gutter options



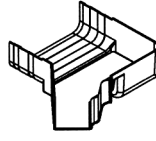
**CRS8267**  
90° box gutter  
adaptor LH



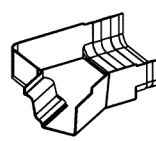
**CRS8267**  
90° box gutter  
adaptor RH



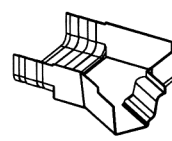
**CRS8268**  
135° box gutter  
adaptor LH



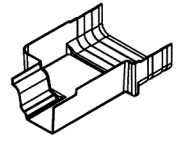
**CRS8268**  
135° box gutter  
adaptor RH



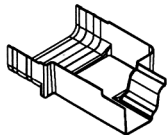
**CRS8274**  
150° box gutter  
adaptor LH



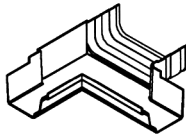
**CRS8274**  
150° box gutter  
adaptor RH



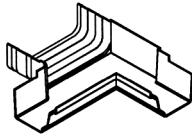
**CRS8269**  
Inline box gutter  
adaptor RH



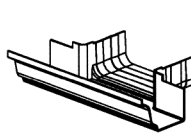
**CRS8269**  
Inline box gutter  
adaptor LH



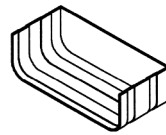
**CRS8278**  
90° and inline box  
gutter adaptor LH



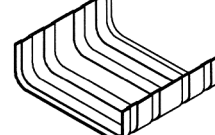
**CRS8278**  
90° and inline box  
gutter adaptor RH



**CRS8277**  
T-junction box  
gutter adaptor



**CRS8275**  
Box gutter stop-end

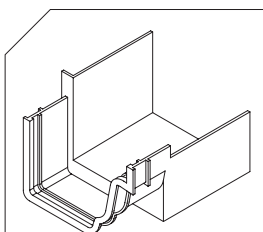


**CRS8276**  
Box gutter joint

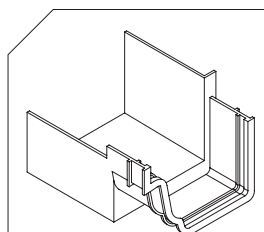


**CRS8214**  
Integral gutter  
downpipe adaptor

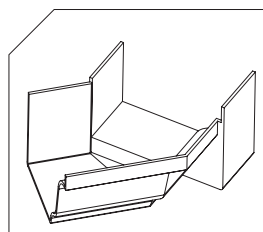
# K2 box gutter options



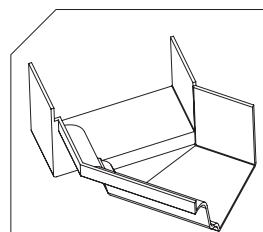
**BGA1 - Inline  
Left Hand  
Box Gutter Adaptor** **C8044**



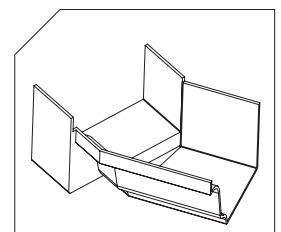
**BGA2 - Inline  
Right Hand  
Box Gutter Adaptor** **C8045**



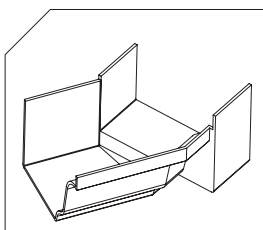
**BGA5 - 135° Left Hand  
Box Gutter Adaptor** **C8048**



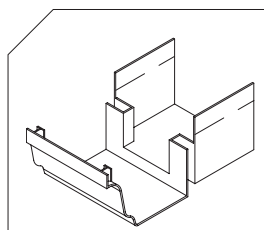
**BGA6 - 135° Right Hand  
Box Gutter Adaptor** **C8049**



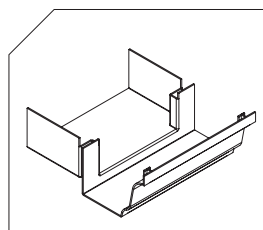
**BGA7 - 150° Left Hand  
Box Gutter Adaptor** **C8050**



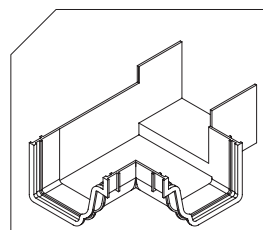
**BGA8 - 150° Right Hand  
Box Gutter Adaptor** **C8051**



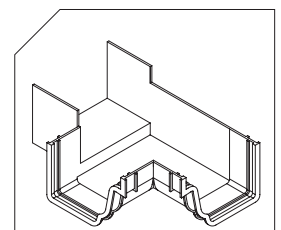
**BGA9 - Universal  
'T' Box Gutter Adaptor** **C9080**



**BGA9 Wide - 210mm  
Universal 'T' Box  
Gutter Adaptor** **C9441**



**BGA11 - 90° Left Hand  
Inline Box Gutter  
Adaptor** **C8054**



**BGA12 - 90° Right Hand  
Inline Box Gutter  
Adaptor** **C8055**